

# SWIT®

Li-ion V-Mount Battery  
PB-C420S/C420A  
Ver: A

# USER MANUAL

## SWIT Electronics Co.,Ltd.

Tel:+86-25-85805753  
Fax:+86-25-85805296  
http://www.swit.cc  
E-mail: contact@swit.cc

Thank you for choosing SWIT products, please read this user manual before using and keep it properly for future reference.

### Warning

#### Remember the following precautions to avoid fire and other safety hazards!

- Do not expose to heat and never throw the battery in a fire to avoid over-heat, battery broken.
- Do not pierce or drill into the outer casing of the unit.
- Do not use outside of specified temperature ranges.
- Do not leave or charge the battery exposed to excessive heat such as in a car or directly under the sun light.
- Do not attempt to use the battery if damaged.
- Do not subject the unit to extreme physical impact or pressure, or Place any object across the terminals that could cause it to short.
- Charge with SWIT battery charger only.
- Keep away from child.

### Caution

- It is normal for the battery to heat up during charging and discharging.
- Always keep the connectors clean.
- The battery will still power down naturally during storage, store in cool and dry conditions, keep the capacity of battery between 25%-50%.
- Battery will get into sleep mode without using for 10 days, need to charge or press button to recover.

### Features

- 29.4Ah high capacity, power your device for long time.
- Two D-TAP ports for self-charging or external power supply.
- Five power status LED indicators accurately display remaining power capacity.
- There are four types of protection circuits to ensure the battery is protected from Over-charge, Over-discharge, Over-current and Thermal protection.

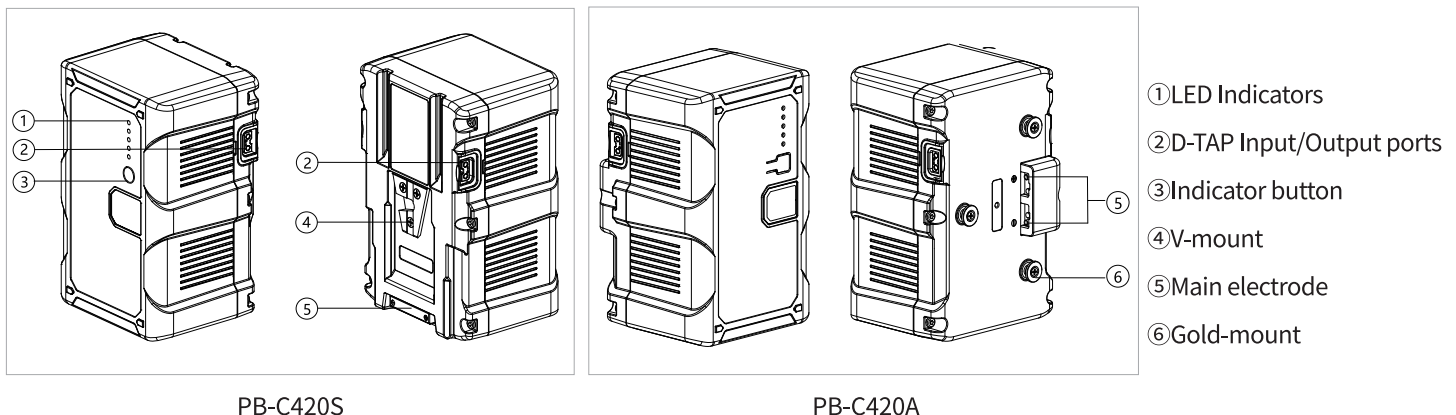
### Charging

- Can be charged with SWIT PC-P461 (6A Fast charging), SWIT S-3812 (PB-C420S 6A Fast charging), SWIT S-3822, SWIT PC-P430, SWIT SC-302.
- The LED Indicator light will show the remaining power when charging (20%, 40%, 60%, 80%, 95%).
- The ambient temperature range for charging is 32~104°F (0~40°C), however, 50~86°F (10~30°C) is recommended for optimizing the charging performance.

### Discharging

- Please put on the rubber cover immediately after use the D-tap to avoid dust
- The ambient temperature range for discharging is 32~104°F (0~40°C), however, 50~86°F (10~30°C) is recommended for optimizing the discharging performance.

### Appearance

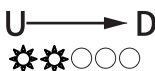




## Capacity display LEDs

- The LED Indicator light will show the remaining power when charging (20%,40%,60%,80%,95%).

Capacity	LED Display (U → D)
≥95%	●●●●●
80% ~ 95%	☀●●●●
60% ~ 80%	○☀●●●
40% ~ 60%	○○☀●●
20% ~ 40%	○○○☀●
<20%	○○○○☀

### Trouble shooting

	<p>If the battery is under discharge protection, try the following actions to recover:</p> <ol style="list-style-type: none"> <li>1. Remove the battery and wait for the battery to recover by itself.</li> <li>2. Please put the battery in the shade, after a few minutes of cooling, the battery will automatically recover; If the battery cannot be recovered after the preceding operations, it indicates that the battery is exhausted. Charge the battery as soon as possible.</li> </ol>
	<ol style="list-style-type: none"> <li>1. Remove the battery and wait for the battery to recover by itself.</li> <li>2. please put the battery in the shade, after a few minutes of cooling, the battery will automatically recover;</li> <li>3. Please remove the battery and try to recover it by discharging it.</li> </ol>
	<p>The battery cannot be charged or discharged. Please put the battery in a cool place and wait for the core temperature to decrease (Recommended &gt; 30 minutes). Then hang the battery on the charger and try to charge. If the battery is charged normally, the battery will return to normal.</p>

## Specifications

Model		PB-C420S	PB-C420A
Capacity		420Wh, 29.4Ah	420Wh,29.4Ah
Battery plate		V-mount	Gold-mount
Nominal Voltage		14.4V	14.4V
Output power	Main electrode	Discharging	250W, 20A
		Charging	16.8V $\overline{=}$ 6A
	D-TAP*2	Discharging	150W,10A
		Charging	16.8V $\overline{=}$ 6A
Total discharge power		250W,20A	250W,20A
Dimensions		100.97mm*154.97mm*80mm	101.00mm*155.00mm*90.00mm
Dimensions(With package)		107.05mm*164.6mm*85.43mm	105.69mm*164.13mm*91.08mm
Weight		2.071kg	2.097kg
Weight(With package)		2.109kg	2.145kg
Charging temperature		0°C~40°C (Recommend 10°C~30°C)	
Discharging temperature		-20°C~50°C (Recommend-10°C~40°C)	
Storage temperature		-20°C~50°C	